

Plant Room Wall Lining Panels

Technical Data Sheet

PRODUCT

Plant Room Wall Lining Panels consist of borosilicate mineral fibres impregnated with a suitable resin binder faced with Type E alkali glass cloth.

FEATURES and BENEFITS

- Excellent sound absorption
- Light reflective
- Limited Combustibility
- Good thermal insulation
- Easy to handle, install, and clean
- Cost effective sound absorption
- Industrial finish
- The mineral fibre BRE Green Guide element number is 815320011; the summary rating is A

APPLICATIONS

CMS Danskin Acoustics Plant Room Wall Lining Panels provide an effective means of controlling reverberation time and reflected sound in plant rooms. They are typically suitable for industrial applications such as Plant Rooms, engine enclosures, test cells and workshops.

Also suitable for use on ceilings.

PHYSICAL INFORMATION

Plant Room Wall Lining Panel

Product Code	Thickness (mm)	Sheet Size (mm)	Weight (kg/m ²)
10741859	25	600 x 1200	2.5
10741860	50	600 x 1200	5.0
10741861	75	600 x 1200	7.5
10741862	100	600 x 1200	10.0

The above sizes and weights are nominal.

WATER RESISTANCE

The borosilicate mineral fibres repel water due to the presence of water repellent additives. Moisture condensing from the air within the core is less than 0.02% by volume at 95% relative humidity.

TECHNICAL INFORMATION

Reaction to fire classification

A2-s1,d0 (BS EN 13501-1:2018) using specified fixings without plastic cover caps.

Report Number - 555981.

Any substrate with a density equal to or greater than 525 kg/m³, a minimum thickness of 12 mm and a fire performance of A2-s1, d0 or better.

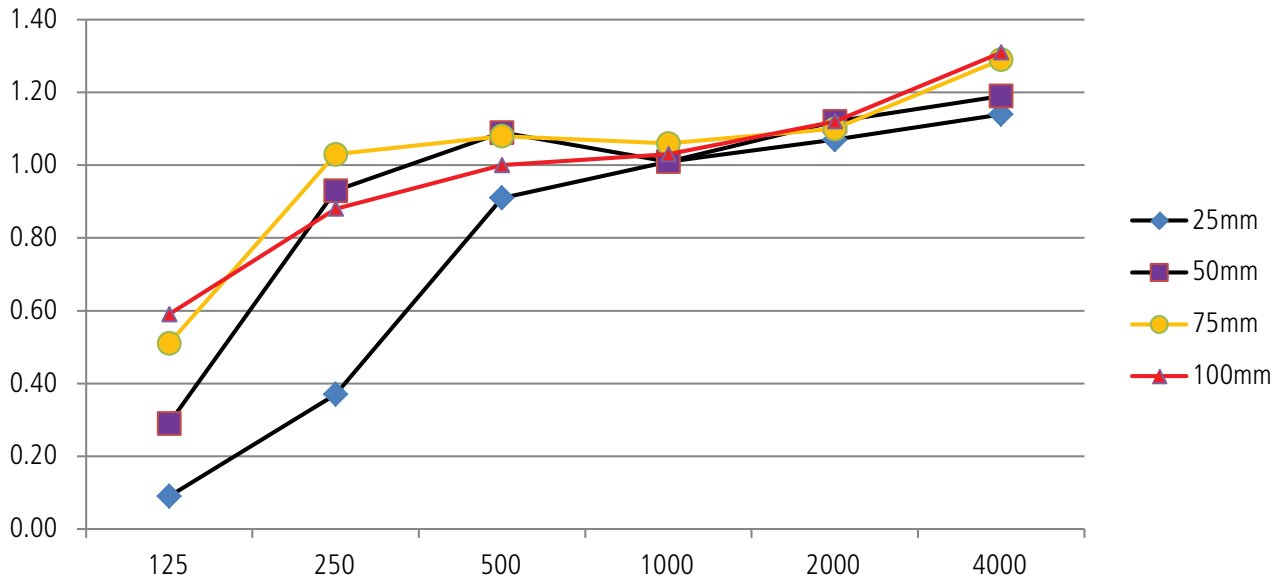


ACOUSTIC PERFORMANCE

The noise absorption co-efficient is expressed as a factor between 0 and 1.0. The more sound that a material absorbs, the higher the noise absorption coefficient. The noise absorption co-efficient for our Plant Room Wall Lining Panels, as tested to BS EN ISO 354:2003 is:

Thickness	Frequency							Absorption Class
	125	250	500	1k	2k	4k	NRC	
25mm	0.09	0.37	0.91	1.01	1.07	1.14	0.85	C
50mm	0.29	0.93	1.09	1.01	1.12	1.19	1.05	A
75mm	0.51	1.03	1.08	1.06	1.10	1.29	1.05	A
100mm	0.59	0.88	1.00	1.03	1.12	1.31	1.00	A

Test certificates available upon request.



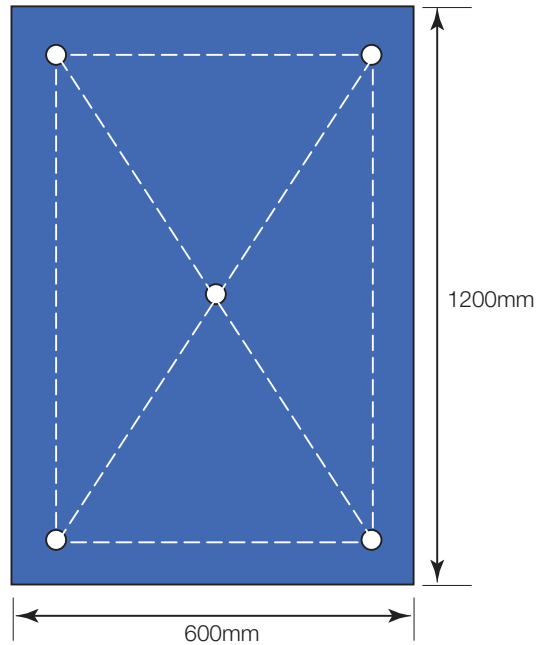
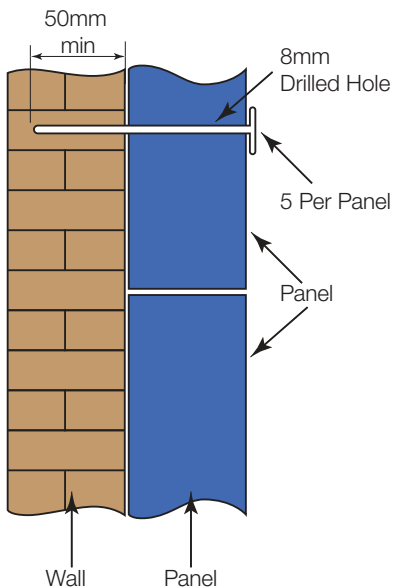
THERMAL CONDUCTIVITY

Thickness (mm)	Thermal Conductivity W/mC at 50°C
25	0.038
50	0.039
75	0.040
100	0.040

MOUNTING and FIXING DETAILS

Type of fixing	
Option 1	TIMco Metal Insulation Fixings (MIF)
Option 2	Drywall screw and 35mm galvanised metal insulation washer

INSTALLATION



Option 1 - TIMco MIF (Concrete, Brick, Block)

TIMco fixings:

25mm thick panels MIF90 (max fixture thickness 40mm)
Product code: MIF110

50mm thick panels MIF110 (max fixture thickness 60mm)
Product code: MIF110

75mm thick panels MIF140 (max fixture thickness 90mm)
Product code: MIF140

100mm thick panels MIF170 (max fixture thickness 120mm)
Product code: MIF170

1. Metal Insulation Fixings are supplied loose.
2. Drill the substrate with a 8mm \varnothing drill to a minimum drill hole depth 60mm.
3. Cut a small embedment into the panel face lining up the pre-drilled holes.
4. Insert fixings into the panel pushing all the way through.
5. Line up the anchors into pre-drilled holes and push home.
6. Tap the hammer fixing head level with the surface of the panel.

Option 2 - Drywall screw and 35mm galvanised metal insulation washer.

Drywall fixings:

25mm thick panels

Min. 50mm long fixing, min. \varnothing 4.2mm,
with 35mm insulation washer.

50mm thick panels

Min. 100mm long fixing, min. \varnothing 4.2mm,
with 35mm insulation washer.

75mm thick panels

Min. 125mm long fixing, min. \varnothing 4.2mm,
with 35mm insulation washer.

100mm thick panels

Min. 150mm long fixing, min. \varnothing 4.2mm,
with 35mm insulation washer.

1. Place the 35mm insulation washer over the drywall screw
2. Place the point of the screw on the surface of the panel, start the screw by hand or on a very low speed to avoid stripping the fabric surface.
3. Drive the screw and washer until the washer is flush with the PRWLP surface, DO NOT over tighten, as the screw may lose holding strength.