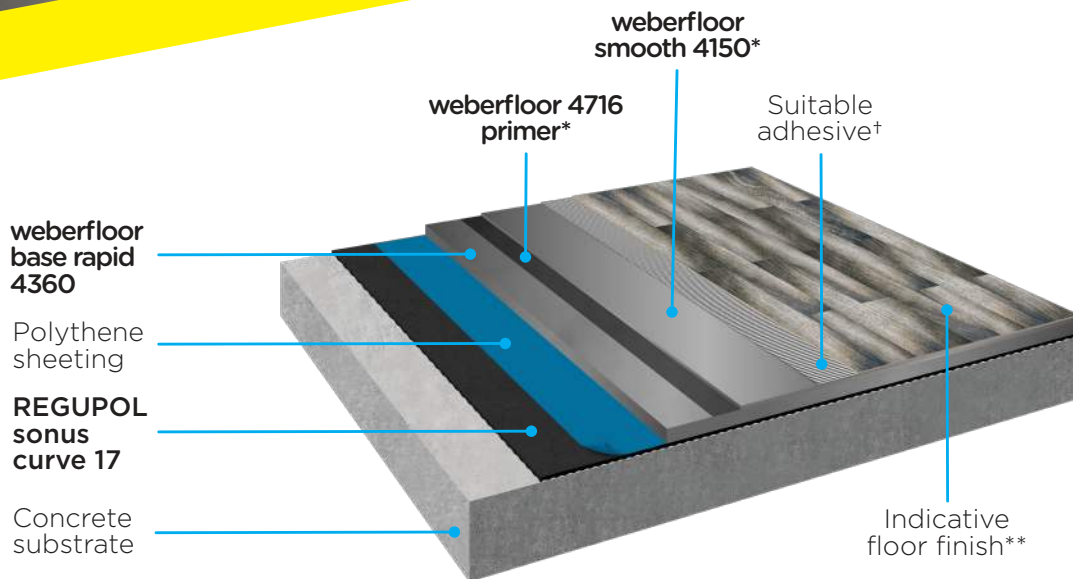




weberfloor acoustic system (SCV17)

with
**REGUPOL
sonus curve 17**



weberfloor acoustic system (SCV17)

REGUPOL Product	Weber Product	Impact Performance ΔL_w	Weber Product	Impact Performance ΔL_w
REGUPOL sonus curve 17	30 mm weberfloor base rapid 4360	30dB	40 mm weberfloor base rapid 4360	31dB

*a levelling compound may not be required, contact the Weber Technical Team for more information

† contact Weber Technical Team for suitable adhesive options

**suitable for use with tiles, vinyl, carpet, wood floor, or laminates etc



REGUPOL sonus curve 17

High load bearing screed isolation solution, manufactured from recycled crumb, delivering effective isolation and impact sound insulation, even under heavy loads. REGUPOL sonus curve 17 is often the preferred choice for premium developments and those where superior acoustic performance is critical.

- Supplied in rolls 10m x 1.25m
- Maximum Load Bearing - 50kN/m²
- Mean Dynamic Stiffness - 15MN/m³
- Excellent impact and airborne performance
- Offers long term performance without collapse or "bottoming" out under high point loads
- Resistant to ageing and deformation
- Quick and easy to install
- Minimises construction heights
- Mildew and moisture proof
- Manufactured using recycled materials - the proportion of pre and post-consumer content is listed in the products Green Circle Certificate which is available upon request.
- Manufacturing facility certified to ISO 9001, ISO 45001, ISO 14001, ISO 50001

Certification

- **Cradle to Cradle Certified®** is a registered trademark of the Cradle to Cradle Products Innovation Institute
- Manufacturer EPD available upon request
- Green Circle Certified



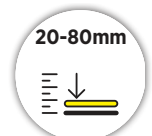
weberfloor base rapid 4360

Rapid drying, self-smoothing thick base screed

- For application depths 20-80 mm
- Pump or hand applied
- Thick base or renovation screed for high irregular substrates
- Ideal as an industrial base
- Foot traffic in 2-3 hours
- Final floor covering after 1-7 days
- C30-F5



COVERING TIME



APPLICATION DEPTH



FOOT TRAFFIC



RAPID DRYING

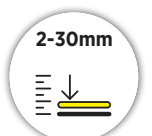
weberfloor smooth 4150

Self-smoothing flooring compound

- For application depths 2-30 mm
- Pump or hand applied
- Excellent flow and smoothing characteristics
- Foot traffic in 2-4 hours
- Final floor covering after 3+ days
- C25-F6



COVERING TIME



APPLICATION DEPTH

Please refer to the product Technical and Safety Data Sheets for further information on safe use and handling

IMPORTANT: The information provided within this document is believed correct and to the best of our available knowledge at its revision date and is provided as suggestion for safe handling, storage, transportation, use and disposal. The information should not be considered obligation in respect of warranty of (technical) performance, quality (specification) or suitability for any application or design. The customer must satisfy themselves the product (or draft specification) are relevant and suitable for their need and design intent. Prospective users should test a sample of product under their own conditions to satisfy themselves of its suitability for intended purpose and that expert advice be sought where different applications are contemplated. Due to our policy of continuous improvement we reserve the right to alter or amend published specification or design without prior notice. Reproduction of any part of this publication in any manner is not permitted without our prior written consent.