

## PRODUCT

CMS Danskin Acoustics SUPERLAG® Pipe Lag is a product consisting of a four part laminate including two acoustic isolation layers or spacers of polyurethane acoustic foam, separated by a heavy mass layer or acoustic grade lead or polymeric barrier with a facing of Class '0' reinforced foil. SUPERLAG® Pipe Lag is available in a range of formats by varying the weight and type of the mass barrier and selecting from three thicknesses of acoustic spacer layers to suit the performance required.

## FEATURES and BENEFITS

- Easy and quick to apply
- Excellent acoustic performance
- Applied as a single dry treatment
- Low thermal conductivity

## APPLICATIONS

CMS Danskin Acoustics SUPERLAG® Pipe Lag is a highly efficient acoustic treatment designed for rainwater pipes, pneumatic & hydraulic pipes, and waste water pipes for industrial, commercial & construction applications. Steam pipes can also be treated with SUPERLAG® Pipe Lag providing a suitable thermal insulation is applied as the first layer in direct contact with the pipe face. Being of a foam laminate construction, it is ideal where fibre erosion is not acceptable and where a significant reduction in break-out noise is specified.


## PHYSICAL INFORMATION

### Dimensions

Standard sheet sizes: 1.2m x 1.0m or 2.0m x 1.2m  
Cut to size parts are available and supplied complete with laps on both longitudinal and circumferential seams to provide an easy lap for taping.

### Grades

SUPERLAG® Pipe Lag is available in varying grades and formats to suit different performance requirements.



SUPERLAG® Pipe Lag after cutting and installing

## TECHNICAL INFORMATION

### Acoustic Heavy Mass Sheet Barrier

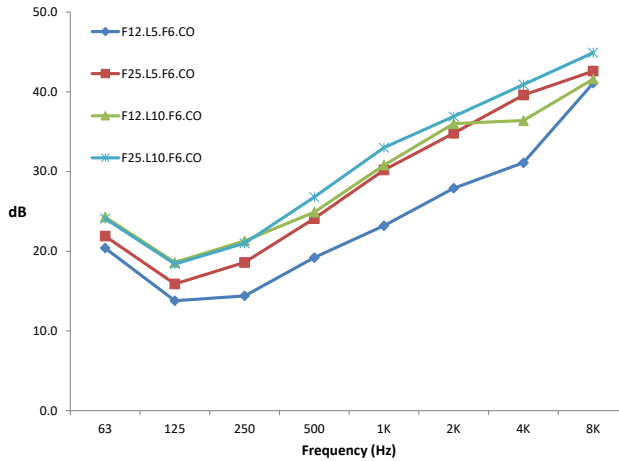
Surface weight 5 kg/m<sup>2</sup> or 10 kg/m<sup>2</sup>

### Composite

Operating Temperature -30 to 80°C

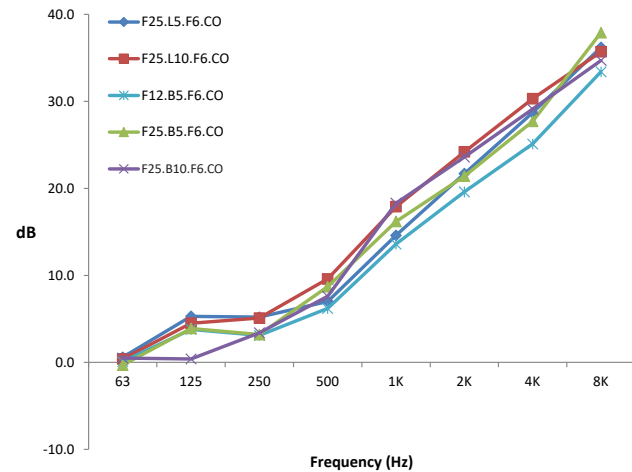
**SUPERLAG® PIPE LAG**  
**Lead Mass Barrier**  
**Airborne Sound Transmission Loss**  
(non UKAS accredited)

Material	Frequency								R <sub>w</sub> (C;Ctr)
	63	125	250	500	1k	2k	4k	8k	
F12.L5.F6.CO	20.4	13.8	14.4	19.2	23.2	27.9	31.1	41.1	24 (-1;-3)
F25.L5.F6.CO	21.9	15.9	18.6	24.1	30.2	34.8	39.6	42.6	29 (-1;-3)
F12.L10.F6.CO	22.3	18.6	21.3	24.9	30.8	36.0	36.4	41.6	31 (-1;-4)
F25.L10.F6.CO	24.1	18.4	21.0	26.8	33.0	36.9	40.9	44.9	32 (-1;-4)



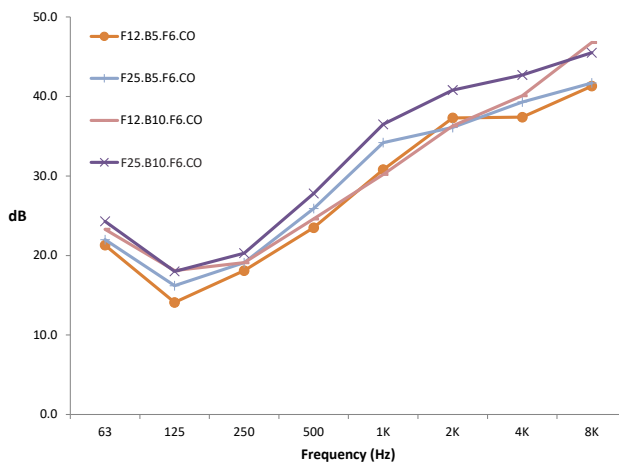
**SUPERLAG® PIPE LAG**  
**Duct Breakout Insertion Loss**  
(non UKAS accredited)

Material	Frequency							
	63	125	250	500	1k	2k	4k	8k
F25.L5.F6.CO	0.6	5.3	5.2	7.0	14.6	21.7	28.7	36.2
F25.L10.F6.CO	0.4	4.5	5.1	9.6	17.9	24.2	30.3	35.7
F12.B5.F6.CO	0.1	3.8	3.1	6.2	13.6	19.6	25.1	33.4
F25.B5.F6.CO	-0.3	3.9	3.2	8.7	16.2	21.4	27.7	37.9
F25.B10.F6.CO	0.5	0.4	3.4	7.6	18.3	23.6	29.1	34.7



**SUPERLAG® PIPE LAG**  
**Polymeric Mass Barrier**  
**Airborne Sound Transmission Loss**  
(non UKAS accredited)

Material	Frequency								R <sub>w</sub> (C;Ctr)
	63	125	250	500	1k	2k	4k	8k	
F12.B5.F6.CO	21.3	14.1	18.1	23.5	30.8	37.3	37.4	41.3	29 (-1;-4)
F25.B5.F6.CO	22.0	16.2	19.1	25.9	34.2	36.1	39.3	41.7	31 (-1;-4)
F12.B10.F6.CO	23.3	18.1	19.1	24.6	30.2	36.3	40.1	46.8	29 (0;-3)
F25.B10.F6.CO	24.3	18.0	20.3	27.8	36.5	40.8	42.7	45.5	33 (-2;-5)



**INSTALLATION GUIDELINES**

As a general rule, SUPERLAG® Pipe Lag 5 variants give a reduction of 24-31dB(A) and SUPERLAG® Pipe Lag 10 variants give a reduction of 31-32dB(A).

Where pipe diameters are small, i.e 50mm and below, it is recommended to use SUPERLAG® Pipe Lag with a lead heavy mass barrier as it is easy to form and apply.

For pipe diameters of or above 100mm, a SUPERLAG® Pipe Lag with a polymeric barrier is also suitable.

Joints are simply taped using a reinforced Class '0' foil tape.

SUPERLAG® is a registered trademark of SIG Trading Ltd